



TECH BYTES



Orange Board of Education

April 2017ary 2013

HyperDocs

Isn't a hyperdoc just a doc with hyperlinks???

NOPE! It is SO much more! The beauty of HyperDocs is that the creation of the doc itself requires the teacher to take into consideration the needs of the students, how they will engage in the content, what ways they can reflect on their own learning, and how they can show what they know. It is also ALL about packaging. HyperDocs LOOK engaging because they are. Kids enjoy doing them and while they are learning, collaborating, creating and reflecting in their doc, the teacher is given the gift of time to connect with students and engage in quality conversations with them about their learning.

HyperDocs, a transformative, interactive Google Doc replacing the worksheet method of delivering instruction, is the ultimate change agent in the blended learning classroom. With strong educational philosophies built into each one, HyperDocs have the potential to shift the way you instruct with technology. The concept works because it begins with strong lesson design, curates quality instructional content, and packages learning experiences in ways which engage learners. It shifts the focus from teacher lecture to inquiry based learning through the exploration of concepts purposely crafted and packaged on a Google Doc.

A true HyperDoc is much more than some links on a document. Digital collaboration is choreographed through the inclusion of web tools that give every student a voice and a chance to be heard by their classmates. Critical thinking and problem solving skills can be developed through linked tasks that ask for authentic products to be created and shared digitally. Teachers, no longer stuck in the front of the classroom explaining every step of a lesson, are now free to work with small groups of students personalizing needs during the learning process. HyperDocs bring innovation into classrooms and transform learning experiences for students by answering 'what can I do now that I couldn't do before?'

HyperDocs are SO much more than just a doc with hyperlinks!

HyperDocs	A Doc with Hyperlinks
Allow for students to collaborate with one another through links embedded in the doc and or through sharing before, during or after.	Students click on links to get to a specific site.
Something is created either within the doc or through a link embedded in the doc. Students really "show what they know".	No opportunity for students to create within the doc.
A key piece of a quality HyperDoc assignment is that students reflect upon their learning and engage in a process that allows for students to apply what they have learned.	Students are consuming information through the sites they are linked to.
Students connect what they have learned to other subject areas, topics, and even the apply what they have learned to the real world.	No student connection or extensions in an explicit way. May provide links to games or activities

Image Created by Karly Moura @KarlyMoura
HyperDocs are created by Lea Highfill, Kelly Hillon and Sarah Landis

How to Create a Hyperdocs

How To Videos on Hyperdocs

<https://www.youtube.com/watch?v=KXnUzhhQE7E>

https://www.youtube.com/watch?v=ODaAWf_yF0k

Hyperdocs Templates

<http://hyperdocs.co/templates>

These templates were designed to ease teachers in to the HyperDoc creation process, and provide a starting point. There are five templates, representing different lesson design models. We love to see how unique each HyperDoc becomes from the template. To create your own, make a copy of the template and customize!

HyperDoc Evaluation Checklist

<http://hyperdocs.co/node/232>

Check to see where your HyperDoc falls on the checklist which incorporates the ISTE Standards, SAMR, and DOK levels.

HyperDoc Livebinder

<http://www.livebinders.com/play/play?id=2032053>

HyperDoc Resources

<https://sites.google.com/site/highfill2013/hyperdocs-explained>

<http://live.classroom20.com/archive-and-resources/hyperdocs-digital-lesson-design-using-google-apps>



1 Build out a unit or lesson in advance



2 Components of good lesson design are built in

10 Flip your instruction

- ENGAGE • EXPLORE
- EXPLAIN • APPLY • REFLECT
- SHARE • EXTEND

9 Differentiate and give student choice

3 Encourages independence



Why HyperDocs?



@JeffcoEdTech

4 Engaging packaging



6 Teacher can be freed up to work with small groups



8 Students can work at their own pace

7 Integrate a variety of digital medias



5 Flexible lesson design templates





National Poetry Month was inaugurated by the Academy of American Poets in 1996. Over the years, it has become the largest literary celebration in the world with schools, publishers, libraries, booksellers, and poets celebrating poetry's vital place in our culture. National Poetry Month is the largest literary celebration in the world, with tens of millions of readers, students, K-12 teachers, librarians, booksellers, literary events curators, publishers, bloggers, and, of course, poets marking poetry's important place in our culture and our lives.

Resources for the Classroom

There are many great ways to bring poetry into the classroom, and whether it's through reading, writing, or performing, poetry can be a great way to engage students. To help you bring poetry into your classrooms, below is a list of resources

Academy of American Poets Lessons

<https://www.poets.org/poetsorg/lesson-plans>

Ways to Celebrate Poetry Month

https://learning.blogs.nytimes.com/2010/04/01/11-ways-to-celebrate-national-poetry-month-with-the-new-york-times/?_r=0

<https://blog.edmodo.com/2012/04/04/8-ideas-to-celebrate-national-poetry-month/>

<http://www.potatohill.com/npm.html>

Poetry Foundation

<https://www.poetryfoundation.org/learning/resources#teacher>

NEA

<http://www.nea.org/tools/lessons/bringing-poetry-to-the-classroom.html>

Reading Rockets

<http://www.readingrockets.org/calendar/poetry>

Scholastic

<http://teacher.scholastic.com/poetry/>

Read Write Think

<http://www.readwritethink.org/classroom-resources/calendar-activities/april-national-poetry-month-20478.html>



Nearly a quarter century ago, the Autism Society launched a nationwide effort to promote autism awareness, inclusion and self-determination for all, and assure that each person with ASD is provided the opportunity to achieve the highest possible quality of life. This year we want to go beyond simply promoting autism awareness to encouraging friends and collaborators to become partners in movement toward acceptance and appreciation. Let's embrace a new perspective.

Autism spectrum disorder (ASD) is a complex developmental disability; signs typically appear during early childhood and affect a person's ability to communicate, and interact with others. ASD is defined by a certain set of behaviors and is a "spectrum condition" that affects individuals differently and to varying degrees. There is no known single cause of autism, but increased awareness and early diagnosis/intervention and access to appropriate services/supports lead to significantly improved outcomes.

Autism Awareness Resources

Lesson Plans K-12
Puzzle Piece Project

<http://media.autismspeaks.org/liub/LIUB+Educational+Toolkit.pdf>

School Community Toolkit

https://www.autismspeaks.org/sites/default/files/school_community_tool_kit.pdf

Positively Autism

<http://positivelyautism.weebly.com/freebies-social-skills.html>



Earth Day, celebrated April 22, is a day designed to inspire awareness and appreciation for the Earth's environment. It is held annually during both spring in the northern hemisphere and autumn in the southern hemisphere. It was founded by U.S. Senator Gaylord Nelson as an environmental teach-in in 1970 and is celebrated in many countries every year.

Each year, Earth Day marks the anniversary of the birth of the modern environmental movement in 1970. On April 22nd, 1970, 20 million Americans took to the streets, parks, and auditoriums to demonstrate for a healthy, sustainable environment in massive coast-to-coast rallies. Thousands of colleges and universities organized protests against the deterioration of the environment. Groups that had been fighting against oil spills, polluting factories and power plants, raw sewage, toxic dumps, pesticides, freeways, the loss of wilderness, and the extinction of wildlife suddenly realized they shared common values.

Earth Day had reached into its current status as the largest secular observance in the world, celebrated by more than a billion people every year, and a day of action that changes human behavior and provokes policy changes. It's a day to reflect on our planet, our environment and what we can do to help keep them healthy.

Teaching Resources

Scholastic

<https://www.scholastic.com/teachers/collections/teaching-content/celebrate-earth-day/>

Education World

<http://www.educationworld.com/holidays/archives/earthday.shtml>

Lesson Plan Page

<http://lessonplanspage.com/earthday-htm/>

National Education Association

http://media.opencurriculum.org/resources/Earth_Gets_Well_LessonPlan.pdf

Earth Day Resources from Edutopia

<https://www.edutopia.org/blog/earth-day-lesson-plans-matt-davis>

Time For Kids

<http://www.timeforkids.com/news/earth-day-printables/155696>

Science NetLinks(K-2nd grade)

<http://sciencenetlinks.com/lessons/investigating-local-ecosystems/>

Moving from Digital Citizenship to Digital Leadership

Digital Citizenship: Using the Internet and Social Media in a responsible and ethical way

Digital Leadership: Using the Internet and Social Media to improve the lives, well-being and circumstances of others - George Couros

I am a responsible Digital Citizen.
I use the internet and Social Media...



I am an inspirational Digital Leader.
I use the internet and Social Media...



1. To share appropriate stories, images, videos and ideas with friends and family. 

2. I have a positive digital footprint. 

3. I give due credit when I share an idea, image or video. 

4. I treat others the way I would like to be treated. 

5. I report inappropriate online behaviour. 



1. To learn and share learning.



2. To empower others with no voice.

3. To address societal inequality. 

4. To promote important causes. 

5. To be a more positive influence in the lives of others. 

How to make the transition? Find a passion and start influencing others to make a positive change!





15 Ideas to Ensure That Project Based Learning is Grounded in Content and Standards
<http://www.techlearning.com/blogentry/11784>

It is important that Project Based Learning provides students with wonderful opportunities that allow them to take part in a culture focused on rich activities and experiences. It promotes those important 21st-century skills while balancing this acquisition with important content knowledge and standards. The lessons and activities are intentional, aligned, and mapped to curricular standards. The standards and skills are constantly assessed in a variety of ways involving numerous stakeholders. Most of all, there is an alignment between standards, skills, and assessment. By incorporating these indicators teachers are ensured that they have provided a project process that is built on standards and proper skill acquisition. The four areas that serve as indicators for grounding PBL in standards are below.

Curricular Content and Standards
21st Century Skills
Formative and Summative Assessment
Intentional and Aligned

Students do have the need to learn and understand base curriculum that focuses on important content standards. These are also that same content that are many times tested on the standardized test, end of course assessment, and other high stake tests such as ACT, SAT, and AP, and dual credit. PBL, when done right, allows teachers to focus on and facilitate important content and standards. This post, I post will focus on the curricular content and standards that are one of the foundations of PBL. PBL, however, is not an afterthought! PBL is embedded in the learning experience.

In what I feel is true Project Based Learning, the project uncovers and facilitates the learning of significant content. In PBL, there is a balance of learning that occurs throughout the project's duration. It is this combination that allows for quality and rigor while helping students see the connection of content to the real world and possibly even other disciplines. It is important to understand that the ongoing project itself, through careful teacher planning, must facilitate the learning. Furthermore, it is essential that a PBL unit is designed with proper scaffolding or mapping that includes both learning activities and effective ongoing assessment. Read Complete Post: <http://www.techlearning.com/blogentry/11784>



<https://kids.usa.gov/teachers/calendar/april/index.shtml>

FREE WEBINAR



Launching Digital StoryTelling with Students

Monday ~ April 3, 2017

8:00 pm ET

Register at: <https://goo.gl/forms/A5loAoi8CJSdRnuT2>

Registrants will receive log in information a couple days prior to the webinar.

Join us for **Back to the Basics of setting up Digital StoryTelling in Your Classroom**. Participants will be introduced to Bernajean Porter's 7 Step Process, the foundation to starting the digital storytelling process with students, and review how it assists with management as well as promotes student engagement and accountability. The Take 6 Elements developed by Bernajean to elevate student thinking and creativity will also be a part of the conversation. Starting Story, StoryBoarding, Finding Resources and Putting it all Together; move students from Writer to Screenplay Creator to Director and finally Producer of their own work. Careful planning and use of digital nce elevates their thinking and creativity.

Redesigning Literacy Instruction in a Student-Centered Classroom


Tuesday, April 4, 2017 @ 4:00 pm - 5:00 pm EDT

Register:

<http://www.anymeeting.com/PIID=EC59D685824C3F>

Ubiquitous technology is redefining literacy and has implications on learning and teaching. The emergence of multimodal communication requires additional skills teachers must equip their students with to prepare them to be both college and career-ready.

In this webinar the presenters will explain a simplified version of balanced literacy that is grounded in best practices and will help you reimagine reading and writing in the classroom through an edtech redesign. They will share ways to develop and hone the literacy skills students need now and in the future. Zooming in on small group instruction, participants will examine literacy and technology with an emphasis on reading: guided reading, strategy groups, and literature discussions. Also, an exploration of how intentional technology integration increases student achievement and allows educators to differentiate in a student-centered classroom.



Build beautiful, engaging online worksheets

Create Worksheets

Add video, audio, images and a variety of question types, all wrapped in a beautiful, engaging & easy to use app.

Assign to Students

One click to share with students via Google Classroom or any learning management system.

Assess Answers


Save time with automatic checking & grading, or review one by one to give more personal feedback.

Share and Discover

Browse the Wizer collection of FREE digital learning resources created by our community of teachers.



www.kodable.com



Teach your elementary students the basics of computer programming in as little as 20 minutes a week with an engaging classroom curriculum. Works on desktops, laptops, and apps are available for iOS and Android.

Create classes so you can track student progress through the curriculum. Students will be assigned lessons based on their grade. Drag and drop your classes into their grades to assign lessons based on pacing. If you leave your classes in the K-5 column then the class will be assigned all Kodable Lessons.

Visual instructions and step-by-step levels make it possible for kids to learn programming concepts even before they learn to read. A teacher's biggest challenge may be finding the time for students to discover all there is to learn and do. Kodable is a fun way for elementary school students to understand coding and contains impressive supports for teachers.

FREE CODING WEBINAR

Closing the Gender Gap in Computer Science Begins in Elementary School

Thursday, April 6, 2017 @ 3:00 pm - 4:00 pm EDT

Register: <http://www.anymeeting.com/PIID=EC59D787884C3F>

Today's educators can empower and prepare their students for the future, especially girls, by equipping them with computational thinking and coding skills starting as early as kindergarten. This webinar presentation will:

- * Debunk some of the myths about teaching coding
- * Provide fun ways to introduce computer science concepts, even in younger grades
- * Offer practical tips to combat the gender gap in technology with your students



<http://www.curbi.com/>

Keeping mobile devices locked, blocked and safe for your child!!!!
Curbi is the best way to manage and monitor your child's mobile web and app activity. With just a couple of clicks you can lock apps, block inappropriate sites and put a time limit on screen time.

Curbi is all about protection for your child, and peace of mind for you. It's simple to use and gives you complete control over the content your child can access from smartphones or tablets.

Curbi plays nice with both Apple and Android mobile devices. You use the Curbi app on your own smartphone or tablet to control what your child can see and do on theirs. Setting rules and boundaries that protect your child online has never been simpler.



101 Best Chromebook Tips, Tricks and Timesavers

Your search for Chromebook tips ends here. This is a collection of the top 100 Chromebook tips that will help you become a Chromebook power user.

<https://www.chromestory.com/chromebook/tips/>



Study Skills for Students

Proven tips and techniques for studying smarter... not harder.

<http://www.educationcorner.com/>



SWAY

<https://sway.com/>
<http://tinyurl.com/ofchbax>

Sway is an Office 365 app that helps you and your colleagues express ideas using an interactive, web-based canvas. Sway's design engine helps you quickly and easily produces professional, interactive, and visually appealing designs from images, text, documents, videos, maps, and more. Sway makes it quick and easy to create and

share polished, interactive reports, presentations, personal stories, and more. Add your content, and we'll do the rest.



Intel® Education STEM Resources Supporting K-12 Science, Technology, Engineering, and Math

<http://www.intel.com/content/www/us/en/education/k12/stem.html>

Intel believes that young people are the key to solving global challenges. A solid math and science foundation coupled with skills such as critical thinking, collaboration, and problem solving are crucial for their success. To help educators foster the next generation of innovators, Intel provides STEM curriculum, competitions, and online resources to encourage students' interest and participation.

STEM Unit Plans from Designing Effective Projects: Follow a design process for creating successful projects that integrate technology; browse a library of project-based units to adapt for your own use.



Force to Make a Copy

When you create templates that are to be shared, share the templates in a way that prompts the user to create a copy. To accomplish this remove the /edit at the end of a Google Apps URL and change it to /copy.

Example:

<https://docs.google.com/spreadsheets/d/1RbBc22bEPp8eDoAhR3y7NnP4h7ThEz4TvZQIO9SsCiM/edit#gid=149517262>

<https://docs.google.com/spreadsheets/d/1RbBc22bEPp8eDoAhR3y7NnP4h7ThEz4TvZQIO9SsCiM/copy>

Create a short URL such as tinyurl.com or goo.gl out of the long Google Apps URL once you I have modified the URL with slash copy



<http://www.grantsalert.com/grants>

Administrator's Resource Center



Mass Customized Learning: Education Reform?

"Mass customized learning is about each learner becoming an active, engaged partner with real voice in how he or she learns and how he or she demonstrates knowledge or skill."
Schwahn & McGarvey (2014)

Do you give your teachers or students options on how to demonstrate knowledge? Well this type of reform allows for individualized learning to take place. Moving away from teacher centers to learning centers, where students have options to demonstrate mastery of skills. Growing up in a world where the world wide web is at their fingertips, educators have to embrace the digital world to engage students and allow them to learn anytime and anywhere.

To Learn more about this topic : click on the following article link below and post your comments to my blog "Administrator's Corner at: <http://orange.schoolwires.com/Page/16694>

<http://www.ascd.org/publications/educational-leadership/may14/vol71/num08/Mass-Customized-Learning@-Unfairly-Maligned.aspx>

<http://www.eschoolnews.com/2012/02/21/mass-customized-learning-the-key-to-education-reform/>



Free Webinar for Administrators

How Online Learning Communities Help Principals Collaborate and Succeed

Tuesday, April 11, 2017 @ 5:00 pm - 6:00 pm EDT

Register: <https://www.anymeeting.com/AccountManager/RegEv.aspx?PIID=EC59D686814E3B>

In this webinar, Shannon Holden, Assistant Principal, Republic Middle School, MO will show how school leaders can use online networks and communities for their own personal professional learning and to support collaboration within and across schools and districts.

Shannon will demonstrate how the free edWeb.net platform can be used to collaborate with other school leaders around the country, and the world, and also to create private communities within schools and districts to accelerate innovation and personalized professional learning

The webinar will include a discussion of:

- * The value of collaboration in making progress
- * The advantages of online collaboration
- * The importance of a platform dedicated to education and developed in collaboration with educators
- * The opportunity to use a free platform to support school and district professional learning and collaboration
- * The key features (technical) and skills (personal) that make online learning communities effective.

TECHNOLOGY HUMOR

© 2010 Kevin Spear kevin@kevinspear.com www.kevinspear.com



K.Spear

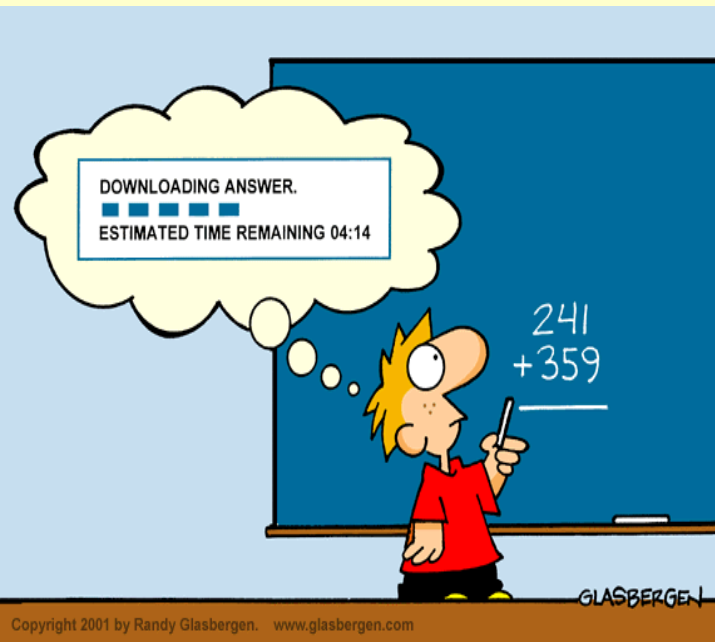
"Let me translate that for you. I speak text."



GLASBERGEN

"This restaurant has an app that lets you download parmesan cheese from the cloud!"


© Randy Glasbergen / glasbergen.com



GLASBERGEN

Copyright 2001 by Randy Glasbergen. www.glasbergen.com

© Randy Glasbergen
glasbergen.com



GLASBERGEN

"This book is defective. I tap the page and nothing happens!"